



District Report Card: 2017


State: Telangana	District: Jagtial
Class: 3	Subject: Language
Schools: 59	Students: 809


Participation/Coverage


Students

GENDER 	Boys		Girls	
	Number	%	Number	%
	396	48.95	413	51.05

AREA 	Rural		Urban	
	Number	%	Number	%
	640	79.11	169	20.89

CATEGORY 	SC		ST		OBC		GEN	
	Number	%	Number	%	Number	%	Number	%
	199	24.60	56	6.92	484	59.83	70	8.65

CWSN 	LD	VI	HI	S&LD	ID	Oth
	1	0	0	3	3	1

Management 	Government		Government-aided	
	Number	%	Number	%
	809	100.00	0	0.00

Average Performance of Students in Language (%)

Overall	Gender		Area		Management		Social Group			
	Male	Female	Rural	Urban	Govt.	Aided	SC	ST	OBC	GEN
62.10	64.78	59.53	63.97	55.03	62.10	0.00	67.60	46.55	60.81	67.81

Performance on Learning Outcomes (LOs)

Learning Outcomes	Description	Average Performance(%)
L304	Reads small texts with comprehension i.e., identifies main ideas, details, sequence and draws conclusions	61.63
L312	Reads printed scripts on the classroom walls: poems, posters, charts etc.	63.04

Range of Performance of Students who Answered Correctly							
Below 30%		30% - 50%		50% - 75%		Above 75%	
Number	%	Number	%	Number	%	Number	%
77	9.52	185	22.87	299	36.96	248	30.66

Lowest Performing Learning Outcomes (LOs)

- 1 - Reads small texts with comprehension i.e., identifies main ideas, details, sequence and draws conclusions (61.63)
- 2 - Reads printed scripts on the classroom walls: poems, posters, charts etc. (63.04)